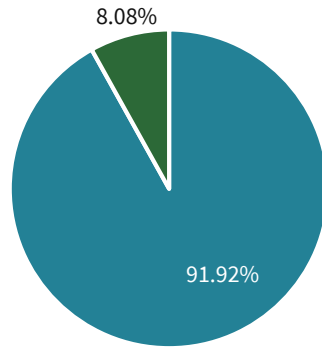
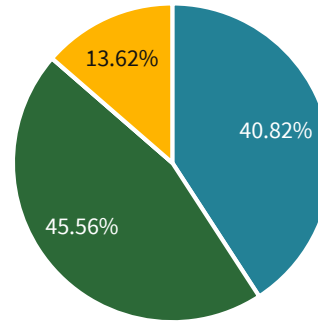


Investor Distribution for CAS 2019-R03

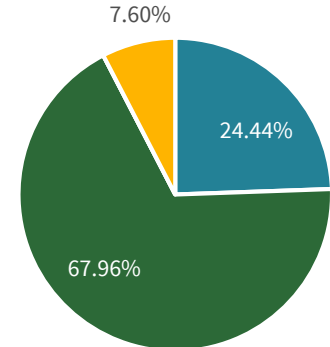
1M-1 Investor base by type



1M-2 Investor base by type



1B-1 Investor base by type



■ Asset Manager ■ Hedge Fund/ PE ■ Insurance Company ■ REIT

Investor Type	1M-1	1M-2	1B-1
Asset Manager	91.92%	40.82%	24.44%
Hedge Fund/ PE	8.08%	45.56%	67.96%
Insurance Company	0%	0%	0%
REIT	0%	13.62%	7.60%

- *Asset Manager includes pension funds, mutual funds, sovereign wealth funds, foundations/endowments, and state/local governments.*
- *Numbers may not foot due to rounding.*

